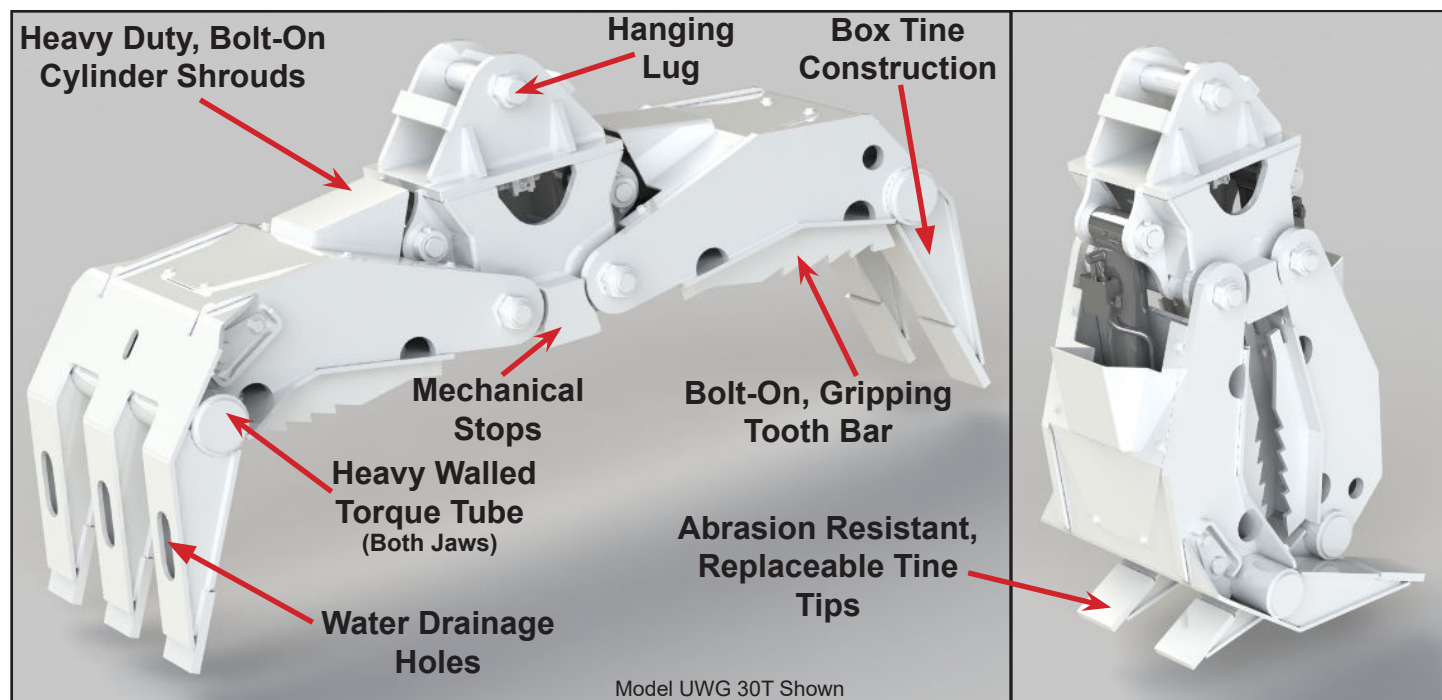


The Builtrite, 2/3 Tine, Free Hanging, Underwater Grapple is offered in three different sizes, designed to hang from cable cranes for use in off-shore salvage / debris removal applications. These grapples are made, using high strength, 100,000 KSI steel with AR 500, abrasion resistant tine tips and bolt-on gripping bars for excellent performance, durability and long life.

Other key features include:

- High pressure, well protected cylinders, using seals designed for underwater use. Pressure tested to 5000 PSI. Case burst design factor of 3.73:1. Case yield design factor 3.29:1.
- Hydraulic system designed to operate, using biodegradable hydraulic fluid and lubricants.
- Grapple arms constructed of high strength, abrasion resistant steel. Tine tips made from AR 500 plate for maximum wear resistance.
- Mechanical stops prevent cylinders from over-stroking.
- Heavy walled torque tubes run the entire width of the grapple frames, minimizing torsional (twisting) stresses.
- Oversized, hardened, corrosion resistant cylinder and pivot pins.
- Easily accessible, yet well protected grease zerks.
- Drainage holes throughout, to allow grapple to be used in high pressure applications and for water to easily escape.
- The product is painted with a white marine paint (Sherwin Williams Macropoxy 646 or equivalent).



Builtrite Lemco

530 Recycle Center Drive
Two Harbors, MN 55616

☎ 218-834-5555 ✉ sales@builtrite.com 🌐 www.builtrite.com

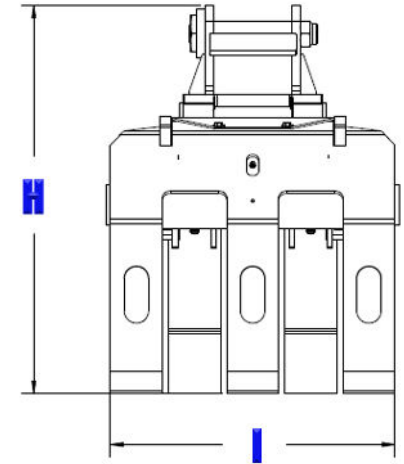
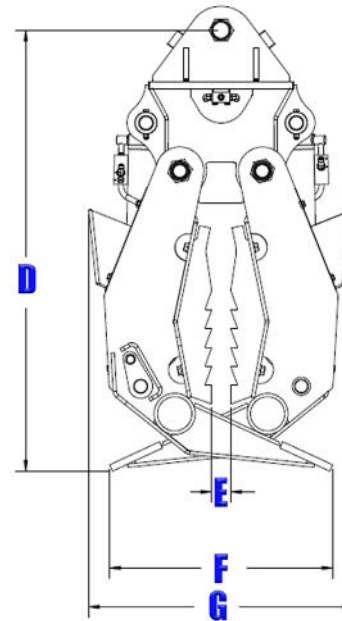
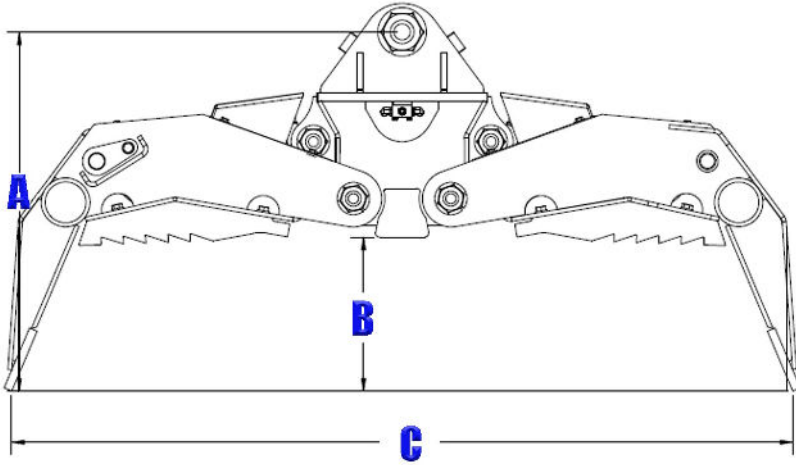
P/N UWG 7-29-2025 © July 2025



TENAMEC
ENGINEERED TOUGH

Underwater Grapple Specifications

Model	Weight		(A)		(B)		(C)		(D)		(E)		(F)		(G)		(H)		(I)	
	Lbs.	Kg.	in.	mm	in.	mm	in.	mm	in.	mm	in.	mm	in.	mm	in.	mm	in.	mm	in.	mm
UWG 20	TO BE DETERMINED. PLEASE REFERENCE THE BUILTRITE MODEL 2/3 20T GRAPPLE FOR APPROXIMATE SPECIFICATIONS.																			
UWG 30	2,700	1,227	44	1,118	19	483	96	2,438	64	1,626	2.77	70	32	813	38	965	48	1,219	35	889
UWG 45	TO BE DETERMINED. PLEASE REFERENCE THE BUILTRITE MODEL 2/3 45T GRAPPLE FOR APPROXIMATE SPECIFICATIONS.																			



Hydraulic Requirements			
	FUNCTION	FLOW GPM / LPM	PRESSURE PSI / Bar
UWG 20	Open / Close	16-20 / 60-75	2,500-5,000 / 172-345
UWG 30	Open / Close	16-20 / 60-75	2,500-5,000 / 172-345
UWG 45	Open / Close	20-24 / 75-91	2,500-5,000 / 172-345

BUILTRITE LEMCO RESERVES THE RIGHT TO CHANGE SPECIFICATIONS AND PRICES WITHOUT NOTICE IN ORDER TO FOLLOW ITS POLICY OF CONSTANTLY STRIVING TO MANUFACTURE A BETTER PRODUCT WITHOUT INCURRING ANY LIABILITY TO PROVIDE THESE NEW FEATURES ON ANY UNITS PREVIOUSLY MANUFACTURED.

