

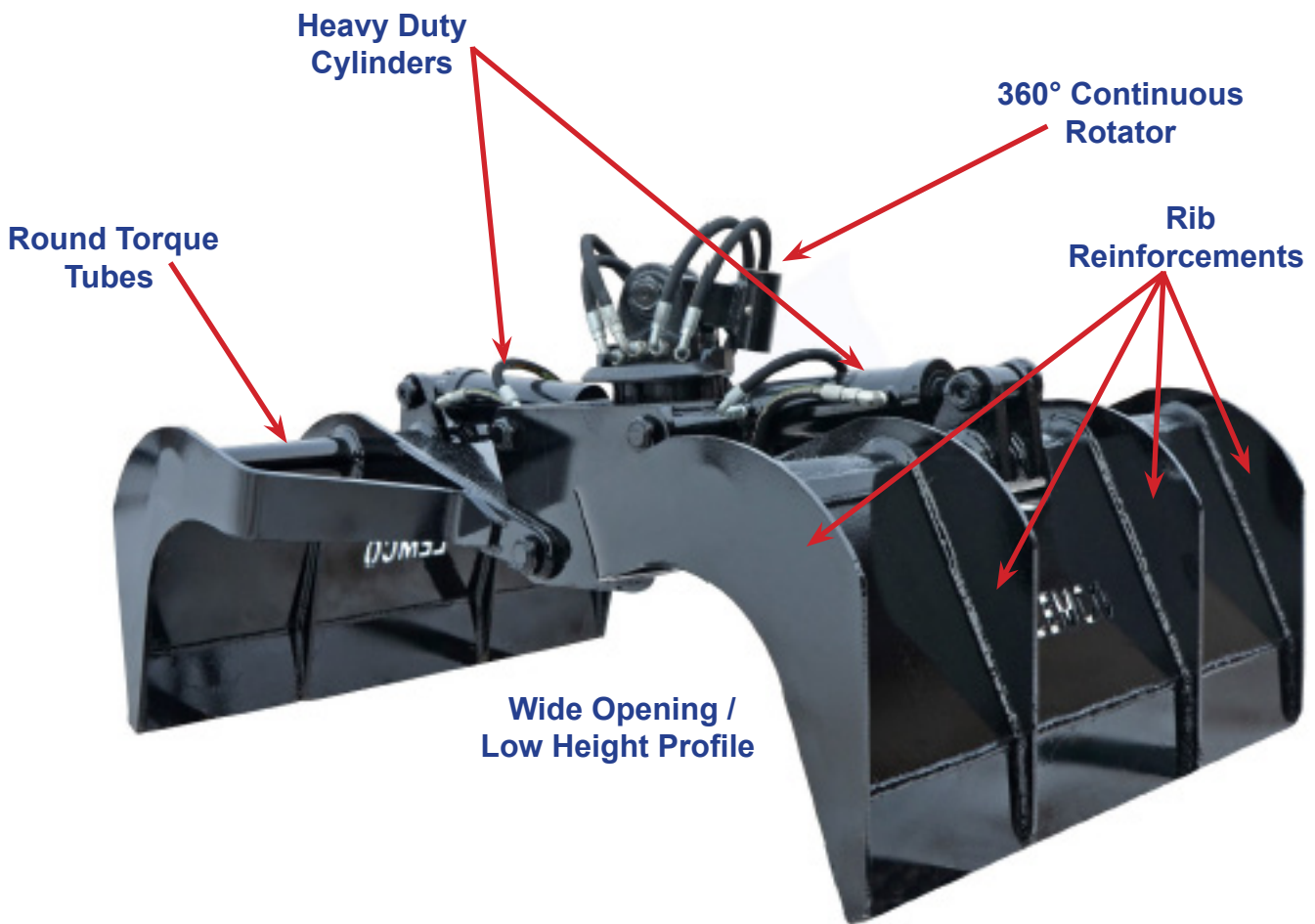


Attachment

Municipal Trash Grapple

The LEMCO, Municipal Trash Grapple is designed for municipalities and private contractors alike to pick up roadside waste, brush, white goods, animal carcasses, etc. The heavy duty design provides maximum durability and low maintenance, reducing your downtime. This grapple works well with most truck mounted knuckleboom loaders as well as smaller sized excavators. Key features include:

- **Continuous, Heavy Duty Rotation** - Our rotators have proven themselves to be extremely reliable, providing long life with minimal maintenance requirements.
- **Wide Jaw Opening And several Width Options** - For handling large volumes of material and jaw profile that allows grapple to reach along the inside panels of dump boxes, roll-off containers, etc.
- **Strong, Durable & Lightweight** - The jaws feature external ribbing and a round torque tube, allowing the structure to be light, yet extremely strong.
- **Low Profile** - When fully open, the grapple has a very low profile, making ideal for resting on top of debris in dump bodies.
- **Replaceable Bushings** - All pivot points feature replaceable pins and bushings.




48" Wide Version Shown




Municipal Trash Grapple

Specifications:



Model	*Weight		Grapple Arm Width (A)		Grapple Opening (B)		Grapple Depth @ Full Open (C)		Grapple Height @ Full Open (D)	
	Lbs.	Kg.	in.	mm	in.	mm	in.	mm	in.	mm
LMG 40	1,300	590	40	1,016	72"	1,829	12"	305	31.5"	800
LMG 42	1,300	590	42	1,067						
LMG 48	1,350	612	48	1,219						



LEMCO
Since 1967

HYDRAULIC REQUIREMENTS		
	Max. Flow GPM / LPM	Max. Pressure PSI / Bar
Municipal Trash Grapple		
Open / Close	20-25 / 76-95	3-4000 / 207-280
Rotation	6 / 23	1800 / 124

AVAILABLE OPTIONS

- Hose Guard
- Bolt-On Wear Edges
- Additional Plating

LEMCO HYDRAULICS

401 West Lone Ave., Hill City, Minnesota, U.S.A. 55748

E-Mail: WJones@builtrite.com Phone: 218-343-4433